



DR. R. G. BHOYAR ARTS, COMMERCE & SCIENCE COLLEGE

NAGPUR-WARDHA ROAD, TH-SELOO DIST-WARDHA 442104

(FORMERLY VIDYABHARTI COLLEGE)

Affiliated To Rashtrasant Tukadoji Maharaj Nagpur University, Nagpur.

NAAC Accredited with B+ Grade

College Index : (Sr.-699) (Jr.07.08.006)

Contact: 07155299036


Website: vbcseloo.org

Email: vidyabharti868@gmail.com


6.5.2: Quality assurance initiatives of the institution

NIRF report, AAA report and details on follow up actions

Sr. No.	Heads
1	<u><i>NIRF report</i></u>
2	<u><i>AAA report</i></u>


Co-ordinator
Internal Quality Assurance Cell
Dr. R. G. Bhojar Arts, Comm.
& Science College, SELOO




PRINCIPAL
Dr. R. G. Bhojar Arts, Comm.
& Science College, SELOO

National Institutional Ranking Framework

Ministry of Education

Government of India

Welcome to Data Capturing System: COLLEGE

Submitted Institute Data for NIRF'2022'

Institute Name: Vidyabharti College, Selu [IR-C-C-18184]

Sanctioned (Approved) Intake

Academic Year	2020-21	2019-20	2018-19	2017-18	2016-17	2015-16
UG [3 Years Program(s)]	1980	1880	1980	-	-	-
PG [2 Year Program(s)]	350	204	-	-	-	-

Total Actual Student Strength (Program(s) Offered by Your Institution)

(All programs of all years)	No. of Male Students	No. of Female Students	Total Students	Within State (Including male & female)	Outside State (Including male & female)	Outside Country (Including male & female)	Economically Backward (Including male & female)	Socially Challenged (SC+ST+OBC Including male & female)	No. of students receiving full tuition fee reimbursement from the State and Central Government	No. of students receiving full tuition fee reimbursement from Institution Funds	No. of students receiving full tuition fee reimbursement from the Private Bodies	No. of students who are not receiving full tuition fee reimbursement
UG [3 Years Program(s)]	1478	1643	3121	3121	0	0	430	2451	2256	0	0	625
PG [2 Year Program(s)]	111	332	443	443	0	0	52	356	407	0	0	1

Placement & Higher Studies

UG [3 Years Program(s)]: Placement & higher studies for previous 3 years

Academic Year	No. of first year students intake in the year	No. of first year students admitted in the year	Academic Year	No. of students graduating in minimum stipulated time	No. of students placed	Median salary of placed graduates(Amount in Rs.)	No. of students selected for Higher Studies
2016-17	1280	460	2018-19	80	0	0(Zero)	40
2017-18	1480	638	2019-20	237	0	0(Zero)	150
2018-19	1980	607	2020-21	337	25	60000(sixty thousand)	100

PG [2 Years Program(s)]: Placement & higher studies for previous 3 years

Academic Year	No. of first year students intake in the year	No. of first year students admitted in the year	Academic Year	No. of students graduating in minimum stipulated time	No. of students placed	Median salary of placed graduates(Amount in Rs.)	No. of students selected for Higher Studies
2017-18	0	0	2018-19	0	0	0(Zero)	0
2018-19	80	56	2019-20	21	0	0(Zero)	2
2019-20	204	148	2020-21	98	12	96000(Ninety six thousand)	8

Financial Resources: Utilised Amount for the Capital expenditure for previous 3 years

Academic Year	2020-21	2019-20	2018-19
	Utilised Amount	Utilised Amount	Utilised Amount
Annual Capital Expenditure on Academic Activities and Resources (excluding expenditure on buildings)			
Library	19450 (Nineteen thousand four hundred fifty only)	18218 (Eighteen thousand two hundred eighteen only)	155683 (Fifteen thousand six hundred eighty three only)
New Equipment for Laboratories	0 (Zero)	1028828 (Ten lakh Twenty eight thousand eight hundred twenty eight only)	246718 (Two lakh Forty six thousand Seven hundred eighteen only)
Other expenditure on creation of Capital Assets (excluding expenditure on Land and Building)	0 (Zero)	0 (Zero)	0 (Zero)

Financial Resources: Utilised Amount for the Operational expenditure for previous 3 years

Academic Year	2020-21	2019-20	2018-19
	Utilised Amount	Utilised Amount	Utilised Amount
Annual Operational Expenditure			
Salaries (Teaching and Non Teaching staff)	32666224 (Three crore Twenty six lakh Sixty six thousand Two hundred Twenty four only)	25947306 (Two crore Fifty nine lakh Forty seven thousand Three hundred and six only)	21761070 (Two crore Seventeen lakh Sixty one thousand and Seventy only)
Maintenance of Academic Infrastructure or consumables and other running expenditures(excluding maintenance of hostels and allied services,rent of the building, depreciation cost, etc)	186081 (One lakh Eighty six thousand and Eighty one)	467044 (Four lakh Sixty seven thousand and Forty four)	338159 (Three lakh Thirty eight thousand One hundred fifty nine)
Seminars/Conferences/Workshops	0 (Zero)	0 (Zero)	127515 (One lakh Twenty seven thousand Five hundred fifteen)

PCS Facilities: Facilities of physically challenged students

1. Do your institution buildings have Lifts/Ramps?	Yes, less than 40% of the buildings
2. Do your institution have provision for walking aids, including wheelchairs and transportation from one building to another for handicapped students?	No
3. Do your institution buildings have specially designed toilets for handicapped students?	Yes, less than 40% of the buildings

Faculty Details

Srno	Name	Age	Designation	Gender	Qualification	Experience (In Months)	Currently working with institution?	Joining Date	Leaving Date	Association type
1	Dr Sanjay S Kanode	62	Dean / Principal / Director / Vice Chancellor	Male	Ph.D	63	Yes	05-04-2016	--	Regular
2	Dr Bhaskar P Ghaisas	59	Assistant Professor	Male	Ph.D	126	Yes	20-01-2011	--	Regular
3	Mr Wasim A Khan	36	Assistant Professor	Male	NET	126	Yes	20-01-2011	--	Regular
4	Dr Khushal N Pathade	40	Assistant Professor	Male	Ph.D	123	Yes	29-04-2011	--	Regular
5	Dr Ashish D Tiple	38	Assistant Professor	Male	Ph.D	121	Yes	17-06-2011	--	Regular
6	Mr Girish D Tapare	35	Assistant Professor	Male	NET	117	Yes	11-10-2011	--	Regular
7	Dr Karuna P Ganvir	41	Assistant Professor	Female	Ph.D	107	Yes	04-08-2012	--	Regular

8	Mr Ashish A Shastrakar	35	Assistant Professor	Male	NET	97	Yes	01-07-2013	--	Regular
9	Dr Vaibhao B Pimple	37	Assistant Professor	Male	Ph.D	97	Yes	01-07-2013	--	Regular
10	Dr Abhijeet N Patil	38	Assistant Professor	Male	Ph.D	103	Yes	29-12-2012	--	Regular
11	Dr Parag R Kawaley	36	Assistant Professor	Male	Ph.D	103	Yes	29-12-2012	--	Regular
12	Dr Sidharth D Nagdive	40	Assistant Professor	Male	Ph.D	96	Yes	01-08-2013	--	Regular
13	Mr Sonal S Panchabhai	34	Assistant Professor	Male	NET	93	Yes	25-10-2013	--	Regular
14	Dr Vishal N Patil	35	Assistant Professor	Male	Ph.D	93	Yes	25-10-2013	--	Regular
15	Dr Vibha M Nikose	41	Assistant Professor	Female	Ph.D	93	Yes	07-10-2013	--	Regular
16	Mr Kishor S Dambhare	39	Other	Male	NET	67	Yes	15-12-2015	--	Regular
17	Dr Shashank A Nikam	53	Other	Male	Ph.D	60	Yes	01-08-2016	--	Regular
18	Mr Suraj D Adole	28	Assistant Professor	Male	NET	25	Yes	20-06-2019	--	Regular
19	Mr Anurag N Khupat	34	Assistant Professor	Male	SET	25	Yes	19-06-2019	--	Regular
20	Dr Vaishali J Badwaik	37	Assistant Professor	Female	Ph.D	25	Yes	08-06-2019	--	Regular
21	Dr Kshama V Murarkar	45	Assistant Professor	Female	Ph.D	25	Yes	17-06-2019	--	Regular
22	Mr Satish S Manwar	38	Assistant Professor	Male	NET	25	Yes	17-06-2019	--	Regular
23	Dr Shilpa P Mankar	39	Assistant Professor	Female	Ph.D	22	Yes	01-10-2019	--	Regular
24	Dr Prashant R Chaudhary	43	Assistant Professor	Male	Ph.D	23	Yes	09-08-2019	--	Regular
25	Dr Arvind Lonkar	59	Assistant Professor	Male	Ph.D	10	Yes	13-07-2021	--	Adhoc / Contractual
26	Shri Subhash Sewane	64	Assistant Professor	Male	M. Phil	10	Yes	13-07-2021	--	Adhoc / Contractual
27	Ku Pratibha Dandge	62	Assistant Professor	Female	SET	10	Yes	13-07-2021	--	Adhoc / Contractual

National Institutional Ranking Framework

Ministry of Education

Government of India

Welcome to Data Capturing System: OVERALL

Submitted Institute Data for NIRF'2023'

Institute Name: Vidyabharti College, Selu [IR-O-C-18184]

Sanctioned (Approved) Intake

Academic Year	2021-22	2020-21	2019-20	2018-19	2017-18	2016-17
UG [3 Years Program(s)]	960	960	960	-	-	-
PG [2 Year Program(s)]	226	226	-	-	-	-

Total Actual Student Strength (Program(s) Offered by Your Institution)

(All programs of all years)	No. of Male Students	No. of Female Students	Total Students	Within State (Including male & female)	Outside State (Including male & female)	Outside Country (Including male & female)	Economically Backward (Including male & female)	Socially Challenged (SC+ST+OBC Including male & female)	No. of students receiving full tuition fee reimbursement from the State and Central Government	No. of students receiving full tuition fee reimbursement from Institution Funds	No. of students receiving full tuition fee reimbursement from the Private Bodies	No. of students who are not receiving full tuition fee reimbursement
UG [3 Years Program(s)]	1292	1435	2727	2727	0	0	378	2144	1866	0	0	656
PG [2 Year Program(s)]	172	504	676	676	0	0	71	563	576	0	0	58

Placement & Higher Studies

UG [3 Years Program(s)]: Placement & higher studies for previous 3 years

Academic Year	No. of first year students intake in the year	No. of first year students admitted in the year	Academic Year	No. of students admitted through Lateral entry	Academic Year	No. of students graduating in minimum stipulated time	No. of students placed	Median salary of placed graduates(Amount in Rs.)	No. of students selected for Higher Studies
2017-18	660	638	2018-19	350	2019-20	237	0	0(Zero)	115
2018-19	960	607	2019-20	400	2020-21	337	9	60000(sixty thousand)	200
2019-20	960	438	2020-21	350	2021-22	314	16	60000(sixty thousand)	210

PG [2 Years Program(s)]: Placement & higher studies for previous 3 years

Academic Year	No. of first year students intake in the year	No. of first year students admitted in the year	Academic Year	No. of students graduating in minimum stipulated time	No. of students placed	Median salary of placed graduates(Amount in Rs.)	No. of students selected for Higher Studies
2018-19	80	56	2019-20	21	5	84000(Eighty four thousand)	5
2019-20	124	124	2020-21	98	25	96000(ninety six thousand)	5
2020-21	226	191	2021-22	179	20	150000(one lakh fifty thousand)	10

Ph.D Student Details

Ph.D (Student pursuing doctoral program till 2021-22 Students admitted in the academic year 2022-23 should not be entered here.)			
			Total Students
Full Time			0
Part Time			0
No. of Ph.D students graduated (including Integrated Ph.D)			
	2021-22	2020-21	2019-20
Full Time		0	0
Part Time		0	0
PG (Student pursuing MD/MS/DNB program till 2021-22 Students admitted in the academic year 2022 - 23 should not be entered here)			
Number of students pursuing PG (MD/MS/DNB) program			0
No. of students Graduating in PG (MD/MS/DNB) program			
	2021-22	2020-21	2019-20
0	0	0	0

Online Education

1. Does all programs/courses were completed on time.	Yes		
2. Measures taken to complete the syllabus of courses and programs.	Conduct regular classes.		
3. The period of delay in completion of syllabus (in months).	0		
4. The period of delay in conducting exams (in months).	0		
Portal Name	No. of students offered online courses which have credit transferred to transcript	Total no. of online courses which have credit transferred to the transcript	Total no. of credits transferred to transcript
Swayam	0	0	0
5. No. of courses developed and available online on Swayam platform by your institution faculty		0	

Financial Resources: Utilised Amount for the Capital expenditure for previous 3 years

Academic Year	2021-22	2020-21	2019-20
	Utilised Amount	Utilised Amount	Utilised Amount
Annual Capital Expenditure on Academic Activities and Resources (excluding expenditure on buildings)			
Library	163442 (one lakh sixty three thousand four hundred forty two)	19450 (Nineteen thousand four hundred fifty)	18218 (Eighteen thousand two hundred eighteen)
New Equipment for Laboratories	24200 (Twenty four thousand two hundred)	0 (zero)	1028828 (One lakh twenty eight thousand eight hundred twenty eight)
Engineering Workshops	0 (zero)	0 (zero)	0 (zero)
Other expenditure on creation of Capital Assets (excluding expenditure on Land and Building)	0 (zero)	0 (zero)	0 (zero)

Financial Resources: Utilised Amount for the Operational expenditure for previous 3 years

Academic Year	2021-22	2020-21	2019-20
	Utilised Amount	Utilised Amount	Utilised Amount
Annual Operational Expenditure			
Salaries (Teaching and Non Teaching staff)	32839967 (Three crore twenty eight lakh thirty nine thousand nine hundred sixty seven)	32666224 (Three crore twenty six lakh sixty six thousand two hundred twenty four)	259447306 (Two crore fifty nine lakh forty seven thousand three hundred six)
Maintenance of Academic Infrastructure or consumables and other running expenditures(excluding maintenance of hostels and allied services,rent of the building, depreciation cost, etc)	428464 (Four lakh twenty eight thousand four hundred sixty four)	186081 (One lakh eighty six thousand eighty one)	467044 (Four lakh sixty seven thousand fourty four)
Seminars/Conferences/Workshops	0 (zero)	0 (zero)	0 (zero)

IPR

Calendar year	2021	2020	2019
No. of Patents Published	0	0	0
No. of Patents Granted	0	0	0

Sponsored Research Details

Financial Year	2021-22	2020-21	2019-20
Total no. of Sponsored Projects	0	0	0
Total no. of Funding Agencies	0	0	0
Total Amount Received (Amount in Rupees)	0	0	0
Amount Received in Words	Zero	Zero	Zero

Consultancy Project Details

Financial Year	2021-22	2020-21	2019-20
Total no. of Consultancy Projects	0	0	0
Total no. of Client Organizations	0	0	0
Total Amount Received (Amount in Rupees)	0	0	0
Amount Received in Words	Zero	Zero	Zero

Executive Development Program/Management Development Programs

Financial Year	2021-22	2020-21	2019-20
Total no. of Executive Development Programs/ Management Development Programs	0	0	0
Total no. of Participants	0	0	0
Total Annual Earnings (Amount in Rupees)(Excluding Lodging & Boarding Charges)	0	0	0
Total Annual Earnings in Words	Zero	Zero	Zero

PCS Facilities: Facilities of physically challenged students

1. Do your institution buildings have Lifts/Ramps?	Yes, more than 40% of the buildings
2. Do your institution have provision for walking aids, including wheelchairs and transportation from one building to another for handicapped students?	Yes
3. Do your institution buildings have specially designed toilets for handicapped students?	Yes, more than 40% of the buildings

Accreditation**NBA Accreditation**

1.Does your institute have a valid NBA Accreditation?	NO
---	----

NAAC Accreditation

1. Does your institute have a valid NAAC Accreditation?	YES		
Valid from	Valid upto	CGPA	
28-03-2017	31-12-2022	2.56	

Faculty Details

Srno	Name	Age	Designation	Gender	Qualification	Experience (In Months)	Currently working with institution?	Joining Date	Leaving Date	Association type
1	Dr Abhijeet N Patil	39	Assistant Professor	Male	Ph.D	115	Yes	29-12-2012	--	Regular
2	Dr Prashant R Chaudhary	44	Assistant Professor	Male	Ph.D	35	Yes	09-08-2019	--	Regular
3	Dr Vibha M Nikose	42	Assistant Professor	Female	Ph.D	105	Yes	07-10-2013	--	Regular
4	Mr Satish S Manwar	39	Assistant Professor	Male	NET	37	Yes	17-06-2019	--	Regular
5	Dr Khushal N Pathade	41	Assistant Professor	Male	Ph.D	135	Yes	29-04-2011	--	Regular
6	Dr Sidharth D Nagdive	41	Assistant Professor	Male	Ph.D	108	Yes	01-08-2013	--	Regular
7	Mr Ashish A Shastrakar	36	Assistant Professor	Male	NET	109	Yes	01-07-2013	--	Regular
8	Dr Kshama V Murarkar	46	Assistant Professor	Female	Ph.D	37	Yes	17-06-2019	--	Regular
9	Dr Vaibhao B Pimple	38	Assistant Professor	Male	Ph.D	109	Yes	01-07-2013	--	Regular
10	Mr Girish D Tapare	36	Assistant Professor	Male	NET	129	Yes	11-10-2011	--	Regular
11	Dr Bhaskar P Ghaisas	60	Assistant Professor	Male	Ph.D	138	Yes	20-01-2011	--	Regular
12	Dr Shashank A Nikam	54	Other	Male	Ph.D	72	Yes	01-08-2016	--	Regular
13	Ku Pratibha Dandge	63	Assistant Professor	Female	SET	12	Yes	13-07-2021	--	Adhoc / Contractual
14	Mr Suraj D Adole	29	Assistant Professor	Male	NET	37	Yes	20-06-2019	--	Regular

15	Dr Karuna P Ganvir	42	Assistant Professor	Female	Ph.D	119	Yes	04-08-2012	--	Regular
16	Dr Shilpa P Mankar	40	Assistant Professor	Female	Ph.D	34	Yes	01-10-2019	--	Regular
17	Mr Anurag N Khupat	35	Assistant Professor	Male	SET	37	Yes	19-06-2019	--	Regular
18	Mr Wasim A Khan	37	Assistant Professor	Male	NET	138	Yes	20-01-2011	--	Regular
19	Dr Parag R Kawaley	37	Assistant Professor	Male	Ph.D	115	Yes	29-12-2012	--	Regular
20	Dr Vaishali J Badwaik	38	Assistant Professor	Female	Ph.D	37	Yes	08-06-2019	--	Regular
21	Mr Kishor S Dambhare	40	Other	Male	NET	79	Yes	15-12-2015	--	Regular
22	Dr Ashish D Tiple	39	Assistant Professor	Male	Ph.D	133	Yes	17-06-2011	--	Regular
23	Dr Sanjay S Kanode	63	Dean / Principal / Director / Vice Chancellor	Male	Ph.D	75	Yes	05-04-2016	--	Regular
24	Dr Vishal N Patil	36	Assistant Professor	Male	Ph.D	105	Yes	25-10-2013	--	Regular
25	Mr Sonal S Panchabhai	35	Assistant Professor	Male	NET	105	Yes	25-10-2013	--	Regular

National Institutional Ranking Framework

Ministry of Education

Government of India

Welcome to Data Capturing System: COLLEGE

Submitted Institute Data for NIRF'2022'

Institute Name: Vidyabharti College, Selu [IR-C-C-18184]

Sanctioned (Approved) Intake

Academic Year	2020-21	2019-20	2018-19	2017-18	2016-17	2015-16
UG [3 Years Program(s)]	1980	1880	1980	-	-	-
PG [2 Year Program(s)]	350	204	-	-	-	-

Total Actual Student Strength (Program(s) Offered by Your Institution)

(All programs of all years)	No. of Male Students	No. of Female Students	Total Students	Within State (Including male & female)	Outside State (Including male & female)	Outside Country (Including male & female)	Economically Backward (Including male & female)	Socially Challenged (SC+ST+OBC Including male & female)	No. of students receiving full tuition fee reimbursement from the State and Central Government	No. of students receiving full tuition fee reimbursement from Institution Funds	No. of students receiving full tuition fee reimbursement from the Private Bodies	No. of students who are not receiving full tuition fee reimbursement
UG [3 Years Program(s)]	1478	1643	3121	3121	0	0	430	2451	2256	0	0	625
PG [2 Year Program(s)]	111	332	443	443	0	0	52	356	407	0	0	1

Placement & Higher Studies

UG [3 Years Program(s)]: Placement & higher studies for previous 3 years

Academic Year	No. of first year students intake in the year	No. of first year students admitted in the year	Academic Year	No. of students graduating in minimum stipulated time	No. of students placed	Median salary of placed graduates(Amount in Rs.)	No. of students selected for Higher Studies
2016-17	1280	460	2018-19	80	0	0(Zero)	40
2017-18	1480	638	2019-20	237	0	0(Zero)	150
2018-19	1980	607	2020-21	337	25	60000(sixty thousand)	100

PG [2 Years Program(s)]: Placement & higher studies for previous 3 years

Academic Year	No. of first year students intake in the year	No. of first year students admitted in the year	Academic Year	No. of students graduating in minimum stipulated time	No. of students placed	Median salary of placed graduates(Amount in Rs.)	No. of students selected for Higher Studies
2017-18	0	0	2018-19	0	0	0(Zero)	0
2018-19	80	56	2019-20	21	0	0(Zero)	2
2019-20	204	148	2020-21	98	12	96000(Ninety six thousand)	8

Financial Resources: Utilised Amount for the Capital expenditure for previous 3 years

Academic Year	2020-21	2019-20	2018-19
	Utilised Amount	Utilised Amount	Utilised Amount
Annual Capital Expenditure on Academic Activities and Resources (excluding expenditure on buildings)			
Library	19450 (Nineteen thousand four hundred fifty only)	18218 (Eighteen thousand two hundred eighteen only)	155683 (Fifteen thousand six hundred eighty three only)
New Equipment for Laboratories	0 (Zero)	1028828 (Ten lakh Twenty eight thousand eight hundred twenty eight only)	246718 (Two lakh Forty six thousand Seven hundred eighteen only)
Other expenditure on creation of Capital Assets (excluding expenditure on Land and Building)	0 (Zero)	0 (Zero)	0 (Zero)

Financial Resources: Utilised Amount for the Operational expenditure for previous 3 years

Academic Year	2020-21	2019-20	2018-19
	Utilised Amount	Utilised Amount	Utilised Amount
Annual Operational Expenditure			
Salaries (Teaching and Non Teaching staff)	32666224 (Three crore Twenty six lakh Sixty six thousand Two hundred Twenty four only)	25947306 (Two crore Fifty nine lakh Forty seven thousand Three hundred and six only)	21761070 (Two crore Seventeen lakh Sixty one thousand and Seventy only)
Maintenance of Academic Infrastructure or consumables and other running expenditures(excluding maintenance of hostels and allied services,rent of the building, depreciation cost, etc)	186081 (One lakh Eighty six thousand and Eighty one)	467044 (Four lakh Sixty seven thousand and Forty four)	338159 (Three lakh Thirty eight thousand One hundred fifty nine)
Seminars/Conferences/Workshops	0 (Zero)	0 (Zero)	127515 (One lakh Twenty seven thousand Five hundred fifteen)

PCS Facilities: Facilities of physically challenged students

1. Do your institution buildings have Lifts/Ramps?	Yes, less than 40% of the buildings
2. Do your institution have provision for walking aids, including wheelchairs and transportation from one building to another for handicapped students?	No
3. Do your institution buildings have specially designed toilets for handicapped students?	Yes, less than 40% of the buildings

Faculty Details

Srno	Name	Age	Designation	Gender	Qualification	Experience (In Months)	Currently working with institution?	Joining Date	Leaving Date	Association type
1	Dr Sanjay S Kanode	62	Dean / Principal / Director / Vice Chancellor	Male	Ph.D	63	Yes	05-04-2016	--	Regular
2	Dr Bhaskar P Ghaisas	59	Assistant Professor	Male	Ph.D	126	Yes	20-01-2011	--	Regular
3	Mr Wasim A Khan	36	Assistant Professor	Male	NET	126	Yes	20-01-2011	--	Regular
4	Dr Khushal N Pathade	40	Assistant Professor	Male	Ph.D	123	Yes	29-04-2011	--	Regular
5	Dr Ashish D Tiple	38	Assistant Professor	Male	Ph.D	121	Yes	17-06-2011	--	Regular
6	Mr Girish D Tapare	35	Assistant Professor	Male	NET	117	Yes	11-10-2011	--	Regular
7	Dr Karuna P Ganvir	41	Assistant Professor	Female	Ph.D	107	Yes	04-08-2012	--	Regular

8	Mr Ashish A Shastrakar	35	Assistant Professor	Male	NET	97	Yes	01-07-2013	--	Regular
9	Dr Vaibhao B Pimple	37	Assistant Professor	Male	Ph.D	97	Yes	01-07-2013	--	Regular
10	Dr Abhijeet N Patil	38	Assistant Professor	Male	Ph.D	103	Yes	29-12-2012	--	Regular
11	Dr Parag R Kawaley	36	Assistant Professor	Male	Ph.D	103	Yes	29-12-2012	--	Regular
12	Dr Sidharth D Nagdive	40	Assistant Professor	Male	Ph.D	96	Yes	01-08-2013	--	Regular
13	Mr Sonal S Panchabhai	34	Assistant Professor	Male	NET	93	Yes	25-10-2013	--	Regular
14	Dr Vishal N Patil	35	Assistant Professor	Male	Ph.D	93	Yes	25-10-2013	--	Regular
15	Dr Vibha M Nikose	41	Assistant Professor	Female	Ph.D	93	Yes	07-10-2013	--	Regular
16	Mr Kishor S Dambhare	39	Other	Male	NET	67	Yes	15-12-2015	--	Regular
17	Dr Shashank A Nikam	53	Other	Male	Ph.D	60	Yes	01-08-2016	--	Regular
18	Mr Suraj D Adole	28	Assistant Professor	Male	NET	25	Yes	20-06-2019	--	Regular
19	Mr Anurag N Khupat	34	Assistant Professor	Male	SET	25	Yes	19-06-2019	--	Regular
20	Dr Vaishali J Badwaik	37	Assistant Professor	Female	Ph.D	25	Yes	08-06-2019	--	Regular
21	Dr Kshama V Murarkar	45	Assistant Professor	Female	Ph.D	25	Yes	17-06-2019	--	Regular
22	Mr Satish S Manwar	38	Assistant Professor	Male	NET	25	Yes	17-06-2019	--	Regular
23	Dr Shilpa P Mankar	39	Assistant Professor	Female	Ph.D	22	Yes	01-10-2019	--	Regular
24	Dr Prashant R Chaudhary	43	Assistant Professor	Male	Ph.D	23	Yes	09-08-2019	--	Regular
25	Dr Arvind Lonkar	59	Assistant Professor	Male	Ph.D	10	Yes	13-07-2021	--	Adhoc / Contractual
26	Shri Subhash Sewane	64	Assistant Professor	Male	M. Phil	10	Yes	13-07-2021	--	Adhoc / Contractual
27	Ku Pratibha Dandge	62	Assistant Professor	Female	SET	10	Yes	13-07-2021	--	Adhoc / Contractual

National Institutional Ranking Framework

Ministry of Education

Government of India

Welcome to Data Capturing System: COLLEGE

Submitted Institute Data for NIRF'2023'

Institute Name: Vidyabharti College, Selu [IR-C-C-18184]

Sanctioned (Approved) Intake

Academic Year	2021-22	2020-21	2019-20	2018-19	2017-18	2016-17
UG [3 Years Program(s)]	1980	1980	1880	-	-	-
PG [2 Year Program(s)]	452	350	-	-	-	-

Total Actual Student Strength (Program(s) Offered by Your Institution)

(All programs of all years)	No. of Male Students	No. of Female Students	Total Students	Within State (Including male & female)	Outside State (Including male & female)	Outside Country (Including male & female)	Economically Backward (Including male & female)	Socially Challenged (SC+ST+OBC Including male & female)	No. of students receiving full tuition fee reimbursement from the State and Central Government	No. of students receiving full tuition fee reimbursement from Institution Funds	No. of students receiving full tuition fee reimbursement from the Private Bodies	No. of students who are not receiving full tuition fee reimbursement
UG [3 Years Program(s)]	1292	1435	2727	2727	0	0	378	2144	1866	0	0	656
PG [2 Year Program(s)]	172	504	676	676	0	0	71	563	576	0	0	58

Placement & Higher Studies

UG [3 Years Program(s)]: Placement & higher studies for previous 3 years

Academic Year	No. of first year students intake in the year	No. of first year students admitted in the year	Academic Year	No. of students graduating in minimum stipulated time	No. of students placed	Median salary of placed graduates(Amount in Rs.)	No. of students selected for Higher Studies
2017-18	660	638	2019-20	237	0	0(Zero)	115
2018-19	960	607	2020-21	337	9	60000(sixty thousand)	200
2019-20	1880	438	2021-22	314	16	65000(sixty five thousand)	210

PG [2 Years Program(s)]: Placement & higher studies for previous 3 years

Academic Year	No. of first year students intake in the year	No. of first year students admitted in the year	Academic Year	No. of students graduating in minimum stipulated time	No. of students placed	Median salary of placed graduates(Amount in Rs.)	No. of students selected for Higher Studies
2018-19	80	56	2019-20	21	5	84000(Eighty four thousand)	5
2019-20	124	124	2020-21	98	25	96000(ninety six thousand)	5
2020-21	350	191	2021-22	179	20	150000(one lakh fifty thousand)	10

Financial Resources: Utilised Amount for the Capital expenditure for previous 3 years

Academic Year	2021-22	2020-21	2019-20
	Utilised Amount	Utilised Amount	Utilised Amount
Annual Capital Expenditure on Academic Activities and Resources (excluding expenditure on buildings)			
Library	163442 (one lakh sixty thousand four hundred forty two)	19450 (Nineteen thousand four hundred fifty)	18218 (Eighteen thousand two hundred eighteen)
New Equipment for Laboratories	24200 (Twenty four thousand two hundred)	0 (zero)	1028828 (Ten lakh twenty eight thousand eight hundred twenty eight)
Other expenditure on creation of Capital Assets (excluding expenditure on Land and Building)	0 (zero)	0 (zero)	0 (zero)

Financial Resources: Utilised Amount for the Operational expenditure for previous 3 years

Academic Year	2021-22	2020-21	2019-20
	Utilised Amount	Utilised Amount	Utilised Amount
Annual Operational Expenditure			
Salaries (Teaching and Non Teaching staff)	32839967 (Three crore twenty eight lakh thirty nine thousand nine hundred sixty seven)	32666224 (Three crore twenty six lakh sixty six thousand two hundred twenty four)	25947306 (Two crore fifty nine lakh fourty seven thousand three hundred six)
Maintenance of Academic Infrastructure or consumables and other running expenditures(excluding maintenance of hostels and allied services,rent of the building, depreciation cost, etc)	428464 (Four lakh twenty eight thousand four hundred sixty four)	186081 (One lakh eighty six thousand eighty one)	467044 (Four lakh sixty seven thousand fourty four)
Seminars/Conferences/Workshops	0 (zero)	0 (zero)	0 (zero)

PCS Facilities: Facilities of physically challenged students

1. Do your institution buildings have Lifts/Ramps?	Yes, more than 40% of the buildings
2. Do your institution have provision for walking aids, including wheelchairs and transportation from one building to another for handicapped students?	Yes
3. Do your institution buildings have specially designed toilets for handicapped students?	Yes, more than 40% of the buildings

Faculty Details

Srno	Name	Age	Designation	Gender	Qualification	Experience (In Months)	Currently working with institution?	Joining Date	Leaving Date	Association type
1	Dr Sanjay S Kanode	63	Dean / Principal / Director / Vice Chancellor	Male	Ph.D	75	Yes	05-04-2016	--	Regular
2	Dr Bhaskar P Ghaisas	60	Assistant Professor	Male	Ph.D	138	Yes	20-01-2011	--	Regular
3	Mr Wasim A Khan	37	Assistant Professor	Male	NET	138	Yes	20-01-2011	--	Regular
4	Dr Khushal N Pathade	41	Assistant Professor	Male	Ph.D	135	Yes	29-04-2011	--	Regular
5	Dr Ashish D Tiple	39	Assistant Professor	Male	Ph.D	133	Yes	17-06-2011	--	Regular
6	Mr Girish D Tapare	36	Assistant Professor	Male	NET	129	Yes	11-10-2011	--	Regular
7	Dr Karuna P Ganvir	42	Assistant Professor	Female	Ph.D	119	Yes	04-08-2012	--	Regular

8	Mr Ashish A Shastrakar	36	Assistant Professor	Male	NET	109	Yes	01-07-2013	--	Regular
9	Dr Vaibhao B Pimple	38	Assistant Professor	Male	Ph.D	109	Yes	01-07-2013	--	Regular
10	Dr Abhijeet N Patil	39	Assistant Professor	Male	Ph.D	115	Yes	29-12-2012	--	Regular
11	Dr Parag R Kawaley	37	Assistant Professor	Male	Ph.D	115	Yes	29-12-2012	--	Regular
12	Dr Sidharth D Nagdive	41	Assistant Professor	Male	Ph.D	108	Yes	01-08-2013	--	Regular
13	Mr Sonal S Panchabhai	35	Assistant Professor	Male	NET	105	Yes	25-10-2013	--	Regular
14	Dr Vishal N Patil	36	Assistant Professor	Male	Ph.D	105	Yes	25-10-2013	--	Regular
15	Dr Vibha M Nikose	42	Assistant Professor	Female	Ph.D	105	Yes	07-10-2013	--	Regular
16	Mr Kishor S Dambhare	40	Other	Male	NET	79	Yes	15-12-2015	--	Regular
17	Dr Shashank A Nikam	54	Other	Male	Ph.D	72	Yes	01-08-2016	--	Regular
18	Mr Suraj D Adole	29	Assistant Professor	Male	NET	37	Yes	20-06-2019	--	Regular
19	Mr Anurag N Khupat	35	Assistant Professor	Male	SET	37	Yes	19-06-2019	--	Regular
20	Dr Vaishali J Badwaik	38	Assistant Professor	Female	Ph.D	37	Yes	08-06-2019	--	Regular
21	Dr Kshama V Murarkar	46	Assistant Professor	Female	Ph.D	37	Yes	17-06-2019	--	Regular
22	Mr Satish S Manwar	39	Assistant Professor	Male	NET	37	Yes	17-06-2019	--	Regular
23	Dr Shilpa P Mankar	40	Assistant Professor	Female	Ph.D	34	Yes	01-10-2019	--	Regular
24	Dr Prashant R Chaudhary	44	Assistant Professor	Male	Ph.D	35	Yes	09-08-2019	--	Regular
25	Ku Pratibha Dandge	63	Assistant Professor	Female	SET	12	Yes	13-07-2021	--	Adhoc / Contractual

APPLICATION

REF/AUDIT/2324/SVBQL7

(Under Direction No. 114 of the Maharashtra Public University Act, 2016)**Instructions:-**

- i. The application Society desirous of applying to the University for Academic & Administrative Audit either for grant of Continuation of affiliation for existing Courses under Section 114 or for inspection under section 117 of The Maharashtra Public Universities Act, 2016 shall use this application form.
- ii. The application shall be submitted IN TWO COPIES.
- iii. The applicant Society running more than one College/Institution shall submit separate application for each College.
- iv. Fee of Academic & Administrative Audit and for continuation of affiliation:
As prescribed in the Direction

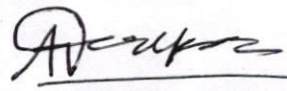
To,

**The Registrar,
Rashtrasant Tukadoji Maharaj
Nagpur University, Nagpur**

Sir,

The undersigned begs to apply For Academic Audit and grant for Continuation of affiliation to our College/Institution Named **Dr. R. G. Bhoyar Kala, Vanijya va Vidnyan Mahavidyalaya, Seloo** run by **Vidyabharti Sanstha, Wardha** From the session **2023-24**. The requisite fee is paid through the Crossed Bank Draft No. **000640** dated **12-04-2023** Drawn on the Bank of **Bank of India, Wardha** for Rs. **10000** and the said draft is submitted along with the hard copy this application.

I request to process this application for necessary permission.


(Signature & Seal of the Secretary)
President | Secretary
Vidyabharti Sanstha
WARDHA
(Society's Name)

Dated : **13-04-2023**

(Information against the columns mentioned below should be entered correctly).

1. a. Month and Year of the establishment of the College **18-06-2008**
 - b. Month and Year up to which College is affiliated for Courses in different Faculties:
(Starting Year attach a Copy of the letter received from Rashtrasant Tukadoji Maharaj Nagpur University regarding affiliation) **1. Arts Faculty- 2024-2025, 2. Commerce Faculty- 2024-2025, 3. Science Faculty-2024-2025**
 - c. No. & Date of Govt. Resolution granting above affiliation. (attach a Copy of first time affiliation received from Nagpur University.)
2. Existing Courses for which Continuation of affiliation sought:

Sr. No.	Name of Faculty	Classes	Subjects	Medium	Intake	Affiliation Granted Upto	No. of Govt. Resolution	Date of Govt. Resolution
1	Faculty of Science and Technology	Bachelor of Science - [First Year] - [Add. Sec. 1] - [320]	[Chemistry] [Physics] [Biochemistry] [Microbiology] [Zoology] [Botany] [Maths] [Computer Science] [Electronics] [English] [Marathi] [Hindi] [Supplementary English]	English	320	2024-25	MV/695	17-06-2022
2	Faculty of Science and Technology	Bachelor of Science - [Second Year] - [Add. Sec. 1] - [320]	[Chemistry] [Physics] [Biochemistry] [Microbiology] [Zoology] [Botany] [Maths] [Computer Science] [Electronics] [Environmental Science]	English	320	2024-25	MV/695	17-06-2022
3	Faculty of Science and Technology	Bachelor of Science - [Third Year] - [Add. Sec. 1] - [320]	[Chemistry] [Physics] [Biochemistry] [Microbiology] [Zoology] [Botany] [Maths] [Computer Science] [Electronics]	English	320	2024-25	MV/695	17-06-2023
4	Faculty of Science and Technology	Bachelor of Computer Application - [First Year] - [Add. Sec. 1] - [120]	As Per Syllabus	English	120	2021-22	MV/740	14-08-2021
5	Faculty of Science and Technology	Master of Science (Chemistry) - [First Year] - [Add. Sec. 1] - [44]	As Per Syllabus	English	44	2022-23	MVV/FA/2022-2023/557	02-09-2022
6	Faculty of Science and Technology	Master of Science (Physics) - [First Year] - [Add. Sec. 1] - [44]	As Per Syllabus	English	44	2024-25	MV/716	18-06-2022
7	Faculty of Science and Technology	Master of Science (Microbiology) - [First Year] - [Add. Sec. 1] - [44]	As Per Syllabus	English	44	2022-23	MVV/FA/2022-2023/557	02-09-2022
8	Faculty of Science and Technology	Master of Science (Zoology) - [First Year] - [Add. Sec. 1] - [44]	As Per Syllabus	English	44	2022-23	MVV/FA/2022-2023/557	02-09-2022
9	Faculty of Science and Technology	Master of Science (Zoology) - [First Year] - [Add. Sec. 2] - [22]	As Per Syllabus	English	22	2024-25	MV/695	17-06-2022
10	Faculty of Science and Technology	Master of Science (Zoology) - [Second Year] - [Add. Sec. 1] - [22]	As Per Syllabus	English	22	2024-25	MV/695	17-06-2022

11	Faculty of Science and Technology	Master of Science (Botany) - [First Year] - [Add. Sec. 1] - [44]	As Per Syllabus	English	44	2022-23	MVV/FA/2022-2023/557	02-09-2022
12	Faculty of Science and Technology	Master of Science (Botany) - [First Year] - [Add. Sec. 1] - [22]	As Per Syllabus	English	22	2024-25	MV/695	17-06-2022
13	Faculty of Science and Technology	Master of Science (Botany) - [Second Year] - [Add. Sec. 2] - [22]	As Per Syllabus	English	22	2024-25	MV/695	17-06-2022
14	Faculty of Science and Technology	Diploma in Hardware and Networking Technology - [First Year] - [Add. Sec. 1] - [60]	As Per Syllabus	English	60	2021-22	MV/740	14-08-2021
15	Faculty of Commerce and Management	P. G. Diploma in Computer Commercial Application - [First Year] - [Add. Sec. 1] - [120]	As Per Syllabus	English	120	2021-22	MV/740	14-08-2021
16	Faculty of Commerce and Management	Bachelor of Commerce - [First Year] - [Add. Sec. 3] - [220]	As Per Syllabus	Marathi	220	2024-25	MV/695	17-06-2022
17	Faculty of Commerce and Management	Bachelor of Commerce - [First Year] - [Add. Sec. 2] - [200]	As Per Syllabus	English	200	2024-25	MV/695	17-06-2022
18	Faculty of Commerce and Management	Bachelor of Commerce - [Second Year] - [Add. Sec. 3] - [220]	As Per Syllabus	Marathi	220	2024-25	MV/695	17-06-2022
19	Faculty of Commerce and Management	Bachelor of Commerce - [Second Year] - [Add. Sec. 2] - [200]	As Per Syllabus	English	200	2024-25	MV/695	17-06-2022
20	Faculty of Commerce and Management	Bachelor of Commerce - [Third Year] - [Add. Sec. 3] - [220]	As Per Syllabus	Marathi	220	2024-25	MV/695	17-06-2022
21	Faculty of Commerce and Management	Bachelor of Commerce - [Third Year] - [Add. Sec. 2] - [200]	As Per Syllabus	English	200	2024-25	MV/695	17-06-2022
22	Faculty of Commerce and Management	Bachelor of Commerce (Computer Application) - [First Year] - [Add. Sec. 1] - [120]	As Per Syllabus	English	120	2021-22	MV/740	14-08-2021
23	Faculty of Commerce and Management	Master of Commerce - [First Year] - [Add. Sec. 1] - [80]	As Per Syllabus	Marathi	80	2024-25	MV/695	17-06-2022
24	Faculty of Commerce and Management	Master of Commerce - [First Year] - [Add. Sec. 1] - [80]	As Per Syllabus	English	80	2024-25	MV/695	17-06-2022
25	Faculty of Commerce and Management	Master of Commerce - [Second Year] - [Add. Sec. 1] - [80]	As Per Syllabus	Marathi	80	2024-25	MV/695	17-06-2022
26	Faculty of Commerce and Management	Master of Commerce - [Second Year] - [Add. Sec. 1] - [80]	As Per Syllabus	English	80	2024-25	MV/695	17-06-2022
27	Faculty of Commerce and Management	Master of Computer Management - [First	As Per Syllabus	English	120	2021-22	MV/740	14-08-2021

	Management	Year] - [Add. Sec. 1] - [120]						
28	Faculty of Commerce and Management	Bachelor of Business Administration - [First Year] - [Add. Sec. 1] - [120]	As Per Syllabus	English	120	2021-22	MV/740	14-08-2021
29	Faculty of Commerce and Management	Master of Business Administration - [First Year] - [Add. Sec. 1] - [120]	As Per Syllabus	English	120	2022-23	MVV/FA/2022-2023/663	13-10-2022
30	Faculty of Humanities	Bachelor of Arts - [First Year] - [Add. Sec. 1] - [220]	[Marathi] [English] [Sociology] [Political Science] [Economics] [Home Economics] [English Literature] [Marathi Literature] [History] [Geography] [Fashion Design]	Marathi	220	2024-25	MV/695	17-06-2022
31	Faculty of Humanities	Bachelor of Arts - [Second Year] - [Add. Sec. 1] - [220]	[Marathi] [English] [Sociology] [Political Science] [Economics] [Home Economics] [English Literature] [Marathi Literature] [History] [Geography] [Fashion Design]	Marathi	220	2024-25	MV/695	17-06-2022
32	Faculty of Humanities	Bachelor of Arts - [Third Year] - [Add. Sec. 1] - [220]	[Marathi] [English] [Sociology] [Political Science] [Economics] [Home Economics] [English Literature] [Marathi Literature] [History] [Geography] [Fashion Design]	Marathi	220	2024-25	MV/695	17-06-2022

3. List of the Courses granted Permanent Affiliation

Sr. No.	Name of Faculty	Classes	Subjects	Medium	Intake	Permanent Affiliation from the Year	University Permission Letter No.	University Permission Date
1	Faculty of Science and Technology	Bachelor of Science - [First Year] - [Batch No 1] - [220]	[Chemistry] [Physics] [Biochemistry] [Microbiology] [Zoology] [Botany] [Maths] [Computer Science] [Electronics] [English] [Marathi] [Hindi] [Supplementary English]	English	220	2017-18	RTMNU/BCUD/G/2017/232	02-03-2017
2	Faculty of Science and Technology	Bachelor of Science - [Second Year] - [Batch No 1] - [220]	[Chemistry] [Physics] [Biochemistry] [Microbiology] [Zoology] [Botany] [Maths] [Computer Science] [Electronics] [Environmental Science]	English	220	2017-18	RTMNU/BCUD/G/2017/232	02-03-2017
3	Faculty of Science and Technology	Bachelor of Science - [Third Year]	[Chemistry] [Physics] [Biochemistry] [Microbiology] [Zoology]	English	220	2017-18	RTMNU/BCUD/G/2017/232	02-03-2017

		- [Batch No 1] - [220]	[Botany] [Maths] [Computer Science] [Electronics]					
4	Faculty of Commerce and Management	Bachelor of Commerce - [First Year] - [Batch No 1] - [120]	As Per Syllabus	Marathi	120	2017-18	RTMNU/BCUD/G/2017/232	02-03-2017
5	Faculty of Commerce and Management	Bachelor of Commerce - [First Year] - [Batch No 1] - [100]	As Per Syllabus	English	100	2017-18	RTMNU/BCUD/G/2017/232	02-03-2017
6	Faculty of Commerce and Management	Bachelor of Commerce - [Second Year] - [Batch No 1] - [120]	As Per Syllabus	Marathi	120	2017-18	RTMNU/BCUD/G/2017/232	02-03-2017
7	Faculty of Commerce and Management	Bachelor of Commerce - [Second Year] - [Batch No 1] - [100]	As Per Syllabus	English	100	2017-18	RTMNU/BCUD/G/2017/232	02-03-2017
8	Faculty of Commerce and Management	Bachelor of Commerce - [Third Year] - [Batch No 1] - [120]	As Per Syllabus	Marathi	120	2017-18	RTMNU/BCUD/G/2017/232	02-03-2017
9	Faculty of Commerce and Management	Bachelor of Commerce - [Third Year] - [Batch No 1] - [100]	As Per Syllabus	English	100	2017-18	RTMNU/BCUD/G/2017/232	02-03-2017

4. Number of students who actually appeared and Number of Students successful at the above mentioned Examination During the past 3 years Class-wise :

Sr. No.	Name of Faculty	Classes	Subjects	Shift	No. of Students Appeared and Passed		
					Year	Appeared	Passed
1	Faculty of Science and Technology	Bachelor of Science - [First Year]	[Chemistry] [Physics] [Biochemistry] [Microbiology] [Zoology] [Botany] [Maths] [Computer Science] [Electronics] [English] [Marathi] [Hindi] [Supplementary English]	Regular Shift	2020-21	102	86
					2021-22	85	65
					2022-23	115	0
2	Faculty of Science and Technology	Bachelor of Science - [Second Year]	[Chemistry] [Physics] [Biochemistry] [Microbiology] [Zoology] [Botany] [Maths] [Computer Science] [Electronics] [Environmental Science]	Regular Shift	2020-21	135	131
					2021-22	103	91
					2022-23	70	0
3	Faculty of Science and Technology	Bachelor of Science - [Third Year]	[Chemistry] [Physics] [Biochemistry] [Microbiology] [Zoology] [Botany] [Maths] [Computer Science] [Electronics]	Regular Shift	2020-21	217	212
					2021-22	169	160
					2022-23	110	0
4	Faculty of Science and Technology	Bachelor of Computer Application - [First Year]	As Per Syllabus	Regular Shift	2020-21	0	0
					2021-22	0	0
					2022-23	0	0
5	Faculty of Science and Technology	Bachelor of Computer Application - [Second Year]	As Per Syllabus	Regular Shift	2020-21	0	0
					2021-22	0	0
					2022-23	0	0

6	Faculty of Science and Technology	Bachelor of Computer Application - [Third Year]	As Per Syllabus	Regular Shift	2020-21	0	0
					2021-22	0	0
					2022-23	0	0
7	Faculty of Science and Technology	Master of Science (Chemistry) - [First Year]	As Per Syllabus	Regular Shift	2020-21	0	0
					2021-22	0	0
					2022-23	22	0
8	Faculty of Science and Technology	Master of Science (Physics) - [First Year]	As Per Syllabus	Regular Shift	2020-21	27	27
					2021-22	27	27
					2022-23	22	0
9	Faculty of Science and Technology	Master of Science (Physics) - [Second Year]	As Per Syllabus	Regular Shift	2020-21	0	0
					2021-22	26	26
					2022-23	27	0
10	Faculty of Science and Technology	Master of Science (Microbiology) - [First Year]	As Per Syllabus	Regular Shift	2020-21	0	0
					2021-22	0	0
					2022-23	22	0
11	Faculty of Science and Technology	Master of Science (Zoology) - [First Year]	As Per Syllabus	Regular Shift	2020-21	27	25
					2021-22	32	29
					2022-23	41	0
12	Faculty of Science and Technology	Master of Science (Zoology) - [Second Year]	As Per Syllabus	Regular Shift	2020-21	17	17
					2021-22	25	25
					2022-23	30	0
13	Faculty of Science and Technology	Master of Science (Botany) - [First Year]	As Per Syllabus	Regular Shift	2020-21	27	27
					2021-22	32	32
					2022-23	44	0
14	Faculty of Science and Technology	Master of Science (Botany) - [Second Year]	As Per Syllabus	Regular Shift	2020-21	21	21
					2021-22	27	25
					2022-23	31	0
15	Faculty of Science and Technology	Diploma in Hardware and Networking Technology - [First Year]	As Per Syllabus	Regular Shift	2020-21	0	0
					2021-22	0	0
					2022-23	0	0
16	Faculty of Commerce and Management	P. G. Diploma in Computer Commercial Application - [First Year]	As Per Syllabus	Regular Shift	2020-21	0	0
					2021-22	0	0
					2022-23	0	0
17	Faculty of Commerce and Management	Bachelor of Commerce - [First Year]	As Per Syllabus	Regular Shift	2020-21	98	95
					2021-22	102	86
					2022-23	92	0
18	Faculty of Commerce and Management	Bachelor of Commerce - [Second Year]	As Per Syllabus	Regular Shift	2020-21	132	124
					2021-22	93	89
					2022-23	95	0
19	Faculty of Commerce and Management	Bachelor of Commerce - [Third Year]	As Per Syllabus	Regular Shift	2020-21	101	90
					2021-22	130	126
					2022-23	98	0
20	Faculty of Commerce and Management	Bachelor of Commerce (Computer Application) - [First Year]	As Per Syllabus	Regular Shift	2020-21	0	0
					2021-22	0	0
					2022-23	0	0
21	Faculty of Commerce and Management	Bachelor of Commerce (Computer Application) - [Second Year]	As Per Syllabus	Regular Shift	2020-21	0	0
					2021-22	0	0
					2022-23	0	0
22	Faculty of Commerce and Management	Bachelor of Commerce (Computer Application) - [Third Year]	As Per Syllabus	Regular Shift	2020-21	0	0
					2021-22	0	0
					2022-23	0	0
23	Faculty of Commerce and Management	Master of Commerce - [First Year]	As Per Syllabus	Regular Shift	2020-21	110	103
					2021-22	99	93
					2022-23	89	0

24	Faculty of Commerce and Management	Master of Commerce - [Second Year]	As Per Syllabus	Regular Shift	2020-21	60	58
					2021-22	113	103
					2022-23	94	0
25	Faculty of Commerce and Management	Master of Computer Management - [First Year]	As Per Syllabus	Regular Shift	2020-21	0	0
					2021-22	0	0
					2022-23	0	0
26	Faculty of Commerce and Management	Master of Computer Management - [Second Year]	As Per Syllabus	Regular Shift	2020-21	0	0
					2021-22	0	0
					2022-23	0	0
27	Faculty of Commerce and Management	Bachelor of Business Administration - [First Year]	As Per Syllabus	Regular Shift	2020-21	0	0
					2021-22	0	0
					2022-23	0	0
28	Faculty of Commerce and Management	Bachelor of Business Administration - [Second Year]	As Per Syllabus	Regular Shift	2020-21	0	0
					2021-22	0	0
					2022-23	0	0
29	Faculty of Commerce and Management	Bachelor of Business Administration - [Third Year]	As Per Syllabus	Regular Shift	2020-21	0	0
					2021-22	0	0
					2022-23	0	0
30	Faculty of Commerce and Management	Master of Business Administration - [First Year]	As Per Syllabus	Regular Shift	2020-21	0	0
					2021-22	0	0
					2022-23	34	0
31	Faculty of Humanities	Bachelor of Arts - [First Year]	[Marathi] [English] [Sociology] [Political Science] [Economics] [Home Economics] [English Literature] [Marathi Literature] [History] [Fashion Design]	Regular Shift	2020-21	25	12
					2021-22	53	53
					2022-23	69	0
32	Faculty of Humanities	Bachelor of Arts - [Second Year]	[Marathi] [English] [Sociology] [Political Science] [Economics] [Home Economics] [English Literature] [Marathi Literature] [History] [Fashion Design]	Regular Shift	2020-21	30	20
					2021-22	18	17
					2022-23	48	0
33	Faculty of Humanities	Bachelor of Arts - [Third Year]	[Marathi] [English] [Sociology] [Political Science] [Economics] [Home Economics] [English Literature] [Marathi Literature] [History] [Fashion Design]	Regular Shift	2020-21	20	16
					2021-22	27	27
					2022-23	18	0

5. a. Date of visit of the previous Local Enquiry/Academic & Administrative Audit Committee **02-03-2022**
b. Names of Member of Committee **Dr. O. P. Chimankar, Dr. P. R. Gulhane, Dr. V. D. Kawadkar, Dr. D. P. Gogle, Dr. M. R. Lanjewar**

(Attach the following documents for this application)

6. i. University directive/s not complied with by the College so far -
ii. A copy of Audited Statement of Income and Accounts of the preceding year **2021-2022**
iii. A list of College Development Committee members and the period of tenure from **01-03-2022** to **30-04-2022** in each case.

[Signature]
PRINCIPAL

Dr. R. G. Bhave Arts, Comm. & Science College, SELOO

(Signature & Seal of the Principal of the College)

Dated: **13-04-2023**

To,

**The Affidavit,
Before Hon'ble Executive
Magistrate/ Notary**

(On Rs. 100/- non-judicial stamp paper)

Sir,

I Principal/Secretary of College **Dr. R. G. Bhojar Kala, Vanijya va Vidnyan Mahavidyalaya, Seloo** Sate on Solemn affirmation as under –

- a. That the provisions of the Act and Statutes, Ordinances and Regulations there under and the sending orders and directions of the University shall be observed;
- b. That there shall be separate college development committee provided for an affiliated college as provided by Section 97 of Maharashtra Public University Act 2016;
- c. That the number of students admitted for courses of study shall not exceed the limits prescribed by the University and the State Government from time to time;
- d. That there shall be suitable and adequate physical facilities such as buildings, laboratories, libraries, books, equipment required for teaching and research, hostels, gymnasium as may be prescribed;
- e. That the financial resources of the college or institution shall be such as to make due provision for its continued maintenance and working;
- f. That the strength and qualifications of teaching and non-teaching staff of the affiliated colleges and recognised institutions and the emoluments and the terms and conditions of service of the staff of affiliated colleges shall be such as prescribed by the University and which shall be sufficient to make due provision for courses of study, teaching or training or research, efficiently;
- g. That the services of all teaching and non-teaching employees and the facilities of the college to be affiliated shall be made available for conducting examinations and for promoting other activities of the University;
- h. That the directions, and orders issued by the Chancellor, Vice-Chancellor and other Officers of the University in exercise of the powers, conferred on them under the provisions of the Act, Statutes, Ordinances and Regulations shall be complied with ;
- i. That there shall be no change or transfer of the management without prior permission of the University;
- j. That the college or institution shall not be closed without prior permission of the University;
- k. That in the event of disaffiliation or de recognition or closure of the college or institution under Section 121 all the assets of the college or institution including building and equipment which have been constructed or created out of the amount paid as a grant-in-aid by the State Government or the University Grants Commission shall vest in the State Government.



Yours faithfully,

[Handwritten Signature]

PRINCIPAL

Deponent Principal / Secretary,
Dr. R. G. Bhojar Kala, Vanijya va Vidnyan Mahavidyalaya, Seloo
with seal

I know the Deponent

Advocate

College Information Academic and Administrative Audit and Continuation of Affiliation for A.Y. 2023-24

College Name : [EW95142] - Dr. R. G. Bhojar Kala, Vanijya va Vidnyan Mahavidyalaya, Seloo
Reference No : REF/AUDIT/2324/SVBQL7

Sanstha Name : Vidyabharti Sanstha, Wardha
 Address : Kelkar Wadi Wardha - 442001
 Pincode : 442001
 Year of Establishment : 2002
 Phone No. : 7152 - 240152
 Mobile : 9881815650
 E-mail : vidyabharti868@gmail.com
 Website : vbcseeloo.org
 No. of Colleges run by Sanstha : 1

College Name : Dr. R. G. Bhojar Kala, Vanijya va Vidnyan Mahavidyalaya, Seloo
 Address : WARDHA NAGPUR ROAD
 District : Wardha
 Taluke : Seloo
 Pincode : 442104
 Year of Establishment : 2008
 Phone No. : 7155 - 220136
 Mobile : 9881815650
 E-mail : vidyabharti868@gmail.com
 Website : www.vbcs.rgbgi.org
 Name of Principal : Dr. Sanjay Kanode
 Type of Principal : Regular
 Principal Mobile : 9881815650
 Principal e-Mail : vidyabharti868@gmail.com
 Principal Approval Letter Number : 1439
 Approval Letter Date : 29-03-2016

Type of Institute : Co-Education
 Location : Rural
 UGC 2F Approval : Yes If Yes, No.: F.No.8-456/2011(CPP-I/C) Dt : 28-02-2012
 12B Approval : Yes If Yes, No.: F.No.8-456/2011(CPP-I/C) Dt : 25-08-2017
 NAAC Accreditation Year & Grade : Yes If Yes, Yr.: 2017 Grade : B+
 NBA Accreditation Year & Grade : No If Yes, Yr.: Grade :
 NIRF Year and Ranking : Yes If Yes, Yr.: 2022 Grade : -

Availability of Statutory Committees

College Development Committee : Yes
 Internal Complaints Committee : Yes
 Internal Quality Assurance Cell : Yes

Students Council	: Yes
Anti-Ragging Committee	: Yes
Equal Opportunity Cell	: Yes

Programs Run By College

Number of Self-Financed Programs (if Any)	: Yes	Number : 04
Number of New programs introduced in the college during the years (if Any)	: Yes	Number : 03
Is College running other University Program?	: No	
Whether institute is registered for Academic Bank of Credit?	: No	If Yes, Institute Number :
Number of students registered for Academic Bank of Credit	: 450	
Whether College/Institute is Autonomous?	: No	

List of Academic Departments				
Faculty / Branches	Name of the Department (e.g., Physics, Botany, History Marathi, Commerce, Management, Sociology etc.)	UG	PG	Research
Humanities	English, Marathi, History, Pol.Sci, Sociology, F/D, HEC,Economics, MLT, ELT	Yes		
Commerce & Management	Commerce	Yes	Yes	Yes
Science & Technology	English, Marathi, S/E, Hindi, Zoology, Botany,Physics, Math, Chemistry, C/S, Electronics,M/B, BCH,	Yes	Yes	
Interdisciplinary				
Professional	MBA		Yes	
Skilled Oriented	Certificate Course in 1.Tally 2 Verm Compost 3.Spoken English 4.Black soldier fly			
Value Added				
Any Other				

Details of Programs offered by the college (Give data for current Academic Year)										
Sr. No.	Name of Faculty	Program Level	Course	Duration	Entry Qualification	Medium	Grant Status	Sanctioned / Approved Student Strength	No. of Students Admitted	Government Approval letter for College
1	Faculty of Commerce and Management	Under Graduate	Bachelor of Commerce	3 Year(s)	12th Pass	Marathi	Granted	360	232	NGC2008/(255/08)/MS-3 15-07-2008
2	Faculty of Commerce and Management	Under Graduate	Bachelor of Commerce	3 Year(s)	12th Pass	English	Granted	300	56	NGC2011/(121/11)/MS4 03-08-2011
3	Faculty of Commerce and Management	Under Graduate	Bachelor of Commerce	3 Year(s)	12th Pass	English	Non-Granted	300	0	NGC2017/(102/17)/MS-4 23-06-2017
4	Faculty of Commerce and Management	Under Graduate	Bachelor of Commerce	3 Year(s)	12th Pass	Marathi	Non-Granted	300	0	NGC2018/(102/18)/MS-4 15-06-2018
5	Faculty of	Under	Bachelor of	3	12th Pass	Marathi	Non-	360	141	NGC2008/(255/08)/MS3

	Humanities	Graduate	Arts	Year(s)			Granted			15-07-2008
6	Faculty of Humanities	Under Graduate	Bachelor of Arts	3 Year(s)	12th Pass	Marathi	Non-Granted	300	0	NGC2018/(102/18)/MS-4 15-06-2018
7	Faculty of Science and Technology	Under Graduate	Bachelor of Science	3 Year(s)	12th Pass	English	Granted	360	243	NGC2008/(255/08)/MS-3 18-06-2008
8	Faculty of Science and Technology	Under Graduate	Bachelor of Science	3 Year(s)	12th Pass	English	Non-Granted	300	55	NGC2017/(102/17)/MS-4 23-06-2017
9	Faculty of Science and Technology	Under Graduate	Bachelor of Science	3 Year(s)	12th Pass	English	Non-Granted	300	0	NGC2018/(102/18)/MS-4 15-06-2018
10	Faculty of Commerce and Management	Post-Graduation	Master of Commerce	2 Year(s)	B.Com	Marathi	Non-Granted	160	117	NGC2018/(101/18)/MS-4 15-06-2018
11	Faculty of Commerce and Management	Post-Graduation	Master of Commerce	2 Year(s)	B.Com	English	Non-Granted	160	68	NGC2020/(105/20)/MS-4 31-07-2020
12	Faculty of Science and Technology	Post-Graduation	Master of Science (Botany)	2 Year(s)	B.Sc	English	Non-Granted	44	53	NGC2019/(131/19)/MS-4 15-06-2019
13	Faculty of Science and Technology	Post-Graduation	Master of Science (Zoology)	2 Year(s)	B.Sc	English	Non-Granted	44	52	NGC2019/(131/19)/MS-4 15-06-2019
14	Faculty of Science and Technology	Post-Graduation	Master of Science (Physics)	2 Year(s)	B.Sc	English	Non-Granted	44	49	NGC2020/(104/20)/MS-4 31-07-2020
15	Faculty of Science and Technology	Post-Graduation	Master of Science (Chemistry)	2 Year(s)	B.Sc	English	Non-Granted	44	22	NGC2022/(116/22)/MS-4 08-08-2022
16	Faculty of Science and Technology	Post-Graduation	Master of Science (Microbiology)	2 Year(s)	B.Sc	English	Non-Granted	44	22	NGC2022/(116/22)/MS-4 08-08-2022
17	Faculty of Science and Technology	Post-Graduation	Master of Science (Botany)	2 Year(s)	B.Sc	English	Non-Granted	22	22	NGC2022/(116/22)/MS-4 08-08-2022
18	Faculty of Science and Technology	Post-Graduation	Master of Science (Zoology)	2 Year(s)	B.Sc	English	Non-Granted	22	22	NGC2022/(116/22)/MS-4 08-08-2022
19	Faculty of Science and Technology	Under Graduate	Bachelor of Computer Application	3 Year(s)	12th Pass	English	Non-Granted	120	0	NGC2008/(221/08)/MS-3 18-06-2008
20	Faculty of Science and Technology	Diploma	Diploma in Hardware and Networking Technology	1 Year(s)	12th Pass	English	Non-Granted	60	0	NGC2008/(221/08)/MS-3 18-06-2008
21	Faculty of Commerce and Management	PG Diploma	P. G. Diploma in Computer Commercial Application	1 Year(s)	Any Graduation	English	Non-Granted	120	0	NGC2008/(221/08)/MS-3 18-06-2008
22	Faculty of Commerce and Management	Under Graduate	Bachelor of Business Administration	3 Year(s)	12th Pass	English	Non-Granted	360	0	NGC2008/(221/08)/MS-3 18-06-2008
23	Faculty of Commerce and Management	Post-Graduation	Master of Computer Management	2 Year(s)	Any Graduation	English	Non-Granted	120	0	NGC2008/(221/08)/MS-3 18-06-2008

24	Faculty of Commerce and Management	Under Graduate	Bachelor of Commerce (Computer Application)	3 Year(s)	12th Pass	English	Non-Granted	360	0	NGC2008/(221/08)/MS-3 18-06-2008
25	Faculty of Commerce and Management	Post-Graduation	Master of Business Administration	2 Year(s)	Any Graduation	English	Non-Granted	120	34	NGC2022/PK147/TS-4 12-10-2022

Students Admitted to the College during the last Five Academic Years (UG)

Sr. No.	Year	Category	Male	Female
1	2022-23	OPEN/General	24	16
2	2022-23	SBC	18	21
3	2022-23	OBC	218	205
4	2022-23	NT (B)	35	22
5	2022-23	ST	45	28
6	2022-23	SC	60	35
7	2021-22	OPEN/General	31	29
8	2021-22	SBC	19	28
9	2021-22	OBC	186	242
10	2021-22	NT (B)	40	24
11	2021-22	ST	45	21
12	2021-22	SC	68	48
13	2020-21	OPEN/General	40	30
14	2020-21	SBC	21	33
15	2020-21	OBC	230	304
16	2020-21	NT (B)	36	37
17	2020-21	ST	41	34
18	2020-21	SC	70	52
19	2019-20	OPEN/General	43	32
20	2019-20	SBC	24	31
21	2019-20	OBC	244	333
22	2019-20	NT (B)	33	52
23	2019-20	ST	48	35
24	2019-20	SC	73	70
25	2018-19	NT (B)	41	61
26	2018-19	SBC	27	34
27	2018-19	OPEN/General	59	36
28	2018-19	OBC	314	371
29	2018-19	ST	52	34
30	2018-19	SC	82	64

Students Admitted to the College during the last Five Academic Years (PG)

Sr. No.	Year	Category	Male	Female
1	2022-23	OPEN/General	10	12
2	2022-23	SBC	11	16
3	2022-23	OBC	101	194
4	2022-23	NT (B)	10	22
5	2022-23	ST	10	18

6	2022-23	SC	27	30
7	2021-22	OPEN/General	12	11
8	2021-22	SBC	5	12
9	2021-22	OBC	61	193
10	2021-22	NT (B)	6	17
11	2021-22	ST	9	9
12	2021-22	SC	13	33
13	2020-21	OPEN/General	5	14
14	2020-21	SBC	5	12
15	2020-21	OBC	42	158
16	2020-21	NT (B)	3	11
17	2020-21	ST	2	7
18	2020-21	SC	9	27
19	2019-20	OPEN/General	7	9
20	2019-20	SBC	4	7
21	2019-20	OBC	21	62
22	2019-20	NT (B)	3	7
23	2019-20	ST	0	6
24	2019-20	SC	10	12
25	2018-19	OPEN/General	6	1
26	2018-19	SBC	1	1
27	2018-19	OBC	17	20
28	2018-19	NT (B)	1	3
29	2018-19	ST	0	0
30	2018-19	SC	2	4

Students Enrollment in the College during the Current Academic Year

Type of students	UG	PG	M.Phil.	Ph.D.
Students from the Same State where the College is located	727	461	-	11
Students from other States of India	-	-	-	-
NRI Students	-	-	-	-
Foreign Students	-	-	-	-

Research Information

No. of M.Phil and Ph.D. Faculty Member	M.Phil : 06	Ph.D. : 17
No. of Students Completed M.Phil/Ph.D under the guidance of faculty Members in College / Department in last one year	M.Phil : -	Ph.D. : -
Information Regarding Research Papers Presented / Published on University / State / National / International Level in last one Academic Year	National : 03	International : 11
No. of Major/Minor Research Projects in last one Academic Year	In Progress : 02	Completed : -

Infrastructure Information

Land / Building(s) of the College / Institution is : Own
 No. of Virtual Classrooms : 02

Number of classrooms with ICT Facilities (Roof mount LCD projector, Computer, Internet etc.)	:	06	
Adequate well-furnished class rooms as per University/Apex body norms	:	Required : 31	Available : 31

Laboratory Information

No. and Size of Laboratories as per University Norms/Apex body	:	Required : 08	Available : 11
Area of Laboratory	:		

Library Information

Journals	:	National : 12	International : 12
Library Automation	:	Yes If Yes, Software Name : LIB SOFT	
Budget Allocated for Purchase of Books and Journals	:	106200	

Faculty Information

Required No. of Teaching Faculty	:	33
Faculty members deputed / sponsored for the improvement of academic qualification during last year	:	12

Teaching-Learning-Evaluation Information (Current Year)

Name of Learning Management System	:	Mixed Mode Learning Management System
Expenditure for purchase of Books and Journals	:	280088
Expenditure for e-journals and online library	:	5900
Number of value-added courses imparting human values and life skills	:	03
Number of functional MoUs with institutions of National, International importance, other Universities, Industries, Corporate Houses etc	:	11
Number of linkages for faculty exchange, student exchange, internship, field trip, on- the-job training, research, etc.	:	08
Percentage of students undertaking field projects / internships	:	75
Number of extension and outreach programs conducted	:	15
Percentage of students participating in extension activities with Government Organizations, Non-Government Organizations and programs such as Swachh Bharat, Aids Awareness, Gender Issue, Unnat Bharat Abhiyan etc.	:	60
Number of activities conducted in association with RTMNU	:	01

Student Information

1) Average result of final year of last year: 97
2) No. of students passed in first class and above in final year (last year): 450
3) No. of students in university merit list in final year (last year): 7
4) Percentage of students qualifying in state/ national/ international level examinations during the year (e.g.: NET/SLET/GATE/ GMAT/ CAT/ GRE/TOEFL/Civil Services/State government examinations): 0
5) Number of placements of outgoing students during the last year: 5
6) Maximum Salary Offered: 26600
7) Minimum Salary Offered: 8000
8) Number of research papers published in the Journals notified on Web of Science/Scopus/UGC during the last year: 12

9) Number of papers Published in Proceeding during Year: 2
10) Number of Books Published during Year: 2
11) Chapters in books Published during Year: 11
12) No. of faculty members delivered keynote address or chaired the session in National or International conferences in the last year : 1
13) No. of Faculties contributed as resource persons at QIP/symposium /workshop / conference / seminar in last year: 1
14) No. of Patents Filled: 1
15) No. of Patents Published: 0
16) No. of Patents Granted: 0
17) No. of Major/Minor Research Projects undertaken by faculty: 1
18) Number of awards and recognition received by faculty from Government/recognized bodies at university/state/national/international level during the year: 4
19) Number of awards/medals for outstanding performance in sports/cultural activities at university/state/national level etc. (award for a team event should be counted as one) during the year: 6
20) Number of awards/medals for outstanding performance in sports/cultural activities at international level etc. (award for a team event should be counted as one) during the year: 0
21) Percentage of students benefitted by Vocational Education and Training (VET)/Skill education/professional education during the year: 0

Teacher Information

Sr. No.	Name	Gender	Subject	DOB	Caste Category	Type of Approval
		Designation	Qualification	Date of First Appointment	Mobile No.	Approval Letter Number / Date
1.	DR. ABHIJEET NANA PATIL [T701434]		Marathi	01-10-1982	OBC	Regular
		Assistant Professor	M.A. NET	29-12-2012	9423146688	779 [07-02-2013]
2.	MR. ANURAG NARAYAN KHUPAT [T992590]		Botany		OBC	Regular
		Assistant Professor	M.SC.SET	19-06-2019	8177921407	2934 [31-07-2019]
3.	DR. ASHISH DILIPRAO TIPLE [T382055]		Zoology	30-06-1983	OBC	Regular
		Assistant Professor	M.SC. PH.D.	17-06-2011	9673446025	C/765 [19-09-2011]
4.	PROF. ASHISH ASHOK SHASTRAKAR [T268981]		Maths	09-05-1986	OBC	Regular
		Assistant Professor	M.SC. NET	01-07-2013	9503186169	2625 [17-08-2013]
5.	PROF. GIRISH DINKAR TAPARE [T940469]		Physics	04-03-1986	OPEN/General	Regular
		Assistant Professor	M.SC. NET	11-10-2011	9960822685	C/569 [08-02-2012]
6.	DR. KARUNA PREMDAS GANVIR [T385466]	Female	Zoology	16-05-1980	SC	Regular
		Assistant Professor	M.SC. PH.D.	04-08-2012	8600434181	148 [31-08-2012]
7.	DR. KHUSHAL NILKANTH PATHADE [T953696]		Botany	31-03-1981	OBC	Regular
		Assistant Professor	M.SC. PH.D.	29-04-2011	9423634541	C/330 [22-08-2011]
8.	PROF. KISHOR SHANTARAM DAMBHARE [T637933]		Librarian	12-08-1981	OBC	Regular
		Librarian	M.LIB., NET, SET	12-12-2015	9921474105	C/1097 [24-02-2016]
9.	DR. KSHAMA WAMAN MURARKAR [T460536]	Female	Microbiology	17-07-1976	SC	Regular
		Assistant Professor	M.sc. Phd	17-06-2019	9860774450	2720 [15-07-2019]
10.	DR. PARAG RAMESHRAO KAWALE [T573287]		Commerce	09-02-1985	OBC	Regular
		Assistant Professor	M.COM., PH.D.	29-12-2012	9860365378	KRA,MA.VI. 779 [07-02-2013]
11.	DR. PRASHANT RAMDAS CHAUDHARI [T428192]		Physics	02-10-1977	OBC	Regular
		Assistant Professor	M.sc. Phd	09-08-2019	9766249922	2697 [11-07-2019]
12.	MISS. PRATIBHA BABASAHEB DANDGE [T347682]	Female	Home Economics	18-05-1959	OBC	Regular
		Assistant Professor	M.A. HOME ECONOMICS	14-08-2018	8855868079	KR,MA.VI 1697 [13-08-2018]
13.	DR. SANJAY SHESHRAOJI KANODE [T67507]		Commerce	24-07-1959	OPEN/General	Regular
		Principal	M.COM., M.PHIL., PH.D.	05-04-2016	9881815650	C/1484 [29-03-2016]
14.	MR. SATISH SHAMRAO MANWAR [T37072]		English	15-08-1982	SC	Regular
		Assistant Professor	M.A. NET	18-06-2019	9921235528	2897 [29-07-2019]
15.	DR. SHASHANK GHANSHYAMRAO NIKAM [T201309]		Physical Education	18-03-1968	OBC	Regular
		Director of Physical Education	M.PED., MHIL., PH.D.	01-08-2016	9049932199	C/1606 [25-08-2016]

16.	DR. SHILPA PRAKASHRAO MANKAR [T746633]	Female	Microbiology	03-06-1982	OBC	Regular
		Assistant Professor	M.SC.PHD	01-10-2019	8275392921	2720 [15-07-2019]
17.	DR. SIDDHARTH DNYANESHWAR NAGDIVE [T209891]		Commerce	10-01-1981	SC	Regular
		Assistant Professor	M.COM., M.PHIL., PH.D.	01-08-2013	7745846441	C/2288 [04-09-2013]
18.	PROF. SONAL SUKHADEO PANCHABHAI [T596043]		Physics	04-11-1986	SC	Regular
		Assistant Professor	M.SC. NET	25-10-2013	9673610817	C/3533 [07-12-2013]
19.	MR. SURAJ DILIP ADOLE [T409672]		Biochemistry	18-06-1993	SC	Regular
		Assistant Professor	M.sc.Net	20-06-2019	9518380432	3292 [28-08-2019]
20.	PROF. VAIBHAO BHUMESHRAO PIMPALE [T314439]		English	07-05-1984	OBC	Regular
		Assistant Professor	M.A. NET	01-07-2013	9860247700	2625 [17-08-2013]
21.	DR. VAISHALI JAIDEO BADWAIK [T651959]	Female	Zoology	17-06-1984	OBC	Regular
		Assistant Professor	M.SC.PHD	08-06-2019	7350480025	2898 [29-07-2019]
22.	DR. VIBHA MAHADEO NIKOSE [T714701]	Female	Chemistry	15-08-1979	SC	Regular
		Assistant Professor	M.SC. PH.D.	07-10-2013	9975599344	C/3337 [11-11-2013]
23.	DR. VISHAL NARAYAN PATIL [T277923]		Botany	09-10-1985	SC	Regular
		Assistant Professor	M.SC., M.PHIL., PH.D.	25-10-2013	9823584896	C/3914 [10-01-2014]
24.	DR. WASIM AHMED KHAN [T944569]		Chemistry		OPEN/General	Regular
		Assistant Professor	M.SC. NET, GATE, Ph.D.	20-01-2011	8788323911	C/587 [08-06-2011]

All the filled information is correct to my Knowledge

Amodi

PRINCIPAL

(Stamp / Seal of College Authority) Arts, Comm.
& Science College, SELOO

